

ALTEA

decoessence

HIDRÁULICO | PORCELÁNICO ESMALTADO
HYDRAULIC | GLAZED PORCELAIN TILES
CARREAUX CIMENT | GRES CERAME EMAILLÉ
ZEMENTFLIESE | GLASIERTES FEINSTEINZEUG
ГИДРАВЛИКА | КЕРАМОГРАНИТ ГЛАЗУРОВАННЫЙ

33,15x33,15 cm / 13,1"x13,1"
16,5x16,5 cm / 6,5"x6,5"



Taco Altea Burdeos 16,5x16,5 / 6,5"x6,5"



Taco Altea Burdeos 16,5x16,5 / 6,5"x6,5"




Taco Altea Blue 16,5x16,5 / 6,5"x6,5"




Taco Altea Beige 16,5x16,5 / 6,5"x6,5"

HIDRÁULICO | PORCELÁNICO ESMALTADO
HYDRAULIC | GLAZED PORCELAIN TILES
CARREAUX CIMENT | GRES CERAME EMAILLÉ
ZEMENTFLIESE | GLASIERTES FEINSTEINZEUG
ГИДРАВЛИКА | КЕРАМОГРАНИТ ГЛАЗУРОВАННЫЙ


33,15x33,15 cm / 13,1"x13,1"
16,5x16,5 cm / 6,5"x6,5"




Taco **GF-20305D**
Altea Burdeos
16,5x16,5 cm / 6,5"x6,5"




Altea Burdeos **GF-20300D**
33,15x33,15 / 13,1"x13,1"




Taco **GF-20305D**
Altea Blue
16,5x16,5 cm / 6,5"x6,5"



Altea Blue **GF-20300D**
33,15x33,15 / 13,1"x13,1"



Taco **GF-20305D**
Altea Beige
16,5x16,5 cm / 6,5"x6,5"



Altea Beige **GF-20300D**
33,15x33,15 / 13,1"x13,1"



Taco Altea Beige 16,5x16,5 / 6,5"x6,5"



FRÖST-PROOF



MATTE

CARACTERÍSTICAS TÉCNICAS
TECHNICAL DATA
CARACTÉRISTIQUES TECHNIQUES
TECHNISCHE CHARAKTERISTIKEN
ТЕХНИЧЕСКАЯ ХАРАКТЕРИСТИКА

COLOR	FLEXIÓN ISO-10545-4	DUREZA MOHS/EN-101	ABRASIÓN-PEI ISO-10545-7	CUARTEO ISO-10545-11	RESISTENCIA AL ATAQUE QUÍMICO (ISO-10545-13)				R. HELADA ISO-10545-12	DESlizamiento DIN 51130-R	DESlizamiento UNE-ENV 12633	DCOF ANSI A137.1	CLASIFICACIÓN GAYAFORES
					MANCHAS	AGENTES LIMPIEZA	ADITIVOS PISCINAS	ÁCIDOS/BASES					
ALTEA BURDEOS	≥ 35	6	IV	CUMPLE	5	A	A	LA/HA	CUMPLE	R-9	C1	0,42 ≤ DCOF < 0,60	C
ALTEA BLUE	≥ 35	6	IV	CUMPLE	5	A	A	LA/HA	CUMPLE	R-9	C1	0,42 ≤ DCOF < 0,60	C
ALTEA BEIGE	≥ 35	6	IV	CUMPLE	5	A	A	LA/HA	CUMPLE	R-9	C1	0,42 ≤ DCOF < 0,60	C

DESARROLLO GRÁFICO
GRAPHIC DEVELOPMENT
DÉVELOPPEMENT GRAPHIQUE
GRAFISCHE VIELFALT
ГРАФИЧЕСКОЕ РАЗВИТИЕ

33,15x33,15 / 1 pattern - 6 hand drawings

16,5x16,5 / 1 pattern - 24 hand drawings

PACKING LIST

FORMATO	ESPEJOR	ARTÍCULO	PZS / CJ	M2 / CJ	CJ / PAL	M2 / PAL	KG / CJ	KG / M2	KG / PAL
33,15x33,15	7,5	ALTEA	12	1,32	48	63,36	22,0	16,7	1058
16,5x16,5	7,5	TACO ALTEA	20	0,55	108	59,4	9,2	16,7	992